



Jacobs Well Environmental Education Centre

843 Pimpama-Jacobs Well Rd
Norwell 4208
Ph: (07) 5546 2317
Email: office@jacobswelleec.eq.edu.au
Website: www.jacobswelleec.eq.edu.au



Location

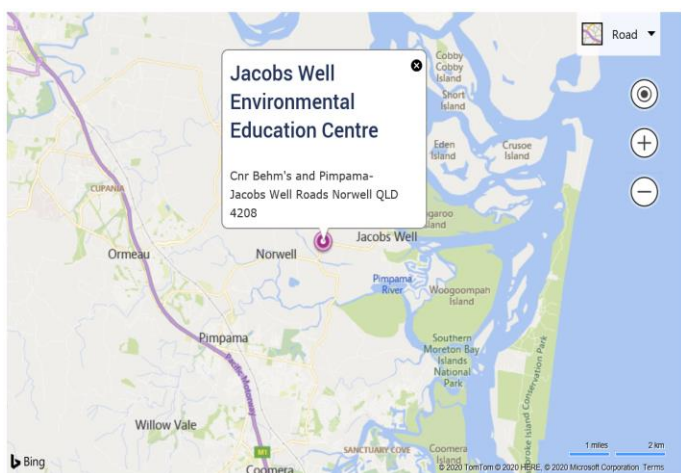
Jacobs Well EEC is located within the semi agricultural district of Norwell. In 1974, JWEEC was established as the first Educational Field Study centre in the state. Formally Jacobs Well SS, its grounds have been learnscaped to provide a variety of outdoor learning experiences for students.

JWEEC is also situated in close proximity to the islands and waterways of Southern Moreton Bay. Study sites include: South Stradbroke Island, Behms Forest, Pimpama River, Moreton Bay, Freshwater ponds, Wavebreak Island and Mangroves of Jacobs Well District

Centre Context

At Jacobs Well Environmental Education Centre, we are committed to the development and implementation of quality Environmental Education Programs which aid in the development of an environmentally conscious and active individual while assisting schools in achieving best educational outcomes for each student. We provide unique and high quality experiential learning opportunities, supporting the Australian Curriculum and QCAA in a context not available in the client school's learning environment. A range of day visit and residential programs are available to students from all sectors and subject areas.

Jacobs Well EEC has evolved as a unique educational institution specialising in sustainability and emphasising biodiversity. Flexible program development and delivery allows scope across a wide curriculum, but it is the area of sustainability and biodiversity that has become branded as the centre's expertise.



2020 Staff

- Principal– Band 7
- 2 x Teaching positions (1 FT, 0.4 & 0 .6)
- 0.8 SER Funded Teaching position
- 0.8 centre funded teacher
- Business Manager (0.84 Dept, 0.16 centre)
- 0.8 x Unit Support Officer -(0.6 Dept, 0.2 centre)
- Marine Programs Officer
- Cleaner

Teaching Qualifications

- Masters x 1
- Bachelor/ Post Graduate x 1
- Double Diploma x 1
- Diploma/Post Graduate x 3

Staff Attendance – 98.2%
Staff Retention – 100%

2020 Budget Overview

Opening Balance	\$ 451 537
Revenue	\$ 308 055
Expense	\$ 367 017
Closing Balance	\$ 392 575

School Audit Report

Effective 2015

AIP linked Professional Development 2020

- Aviation Drone License
 - WPH&S / Curriculum Risk Management
 - Spatial Technologies
 - Online Teaching Platforms
- Reduction in PD opportunities due to Covid 19 Pandemic Restrictions.

Supportive Learning Environment

High expectations for learning and strategies to care for self, others and place are clearly stated in the **Code of Conduct**: For full plan details <https://jacobswelleec.eq.edu.au/supportandresources/formsanddocuments/documents/code-of-conduct.pdf>

Centre Pedagogy

Teaching and Learning is supported by the JWEEC Pedagogical Framework and Data and Assessment Management Plan. For full report: <https://jacobswelleec.eq.edu.au/supportandresources/formsanddocuments/documents/pedagogical-framework.pdf>

SCHOOL OPINION SURVEY: No 2020 SOS results available due to Covid 19 Pandemic. 2019 results follow:

Above 90% positive whole staff response in all centre operations For all 2019 School Opinion Survey results:

<https://jacobswelleec.eq.edu.au/supportandresources/formsanddocuments/documents/school-opinion-survey-2019.pdf>



Major Facilities and Major Resources

- Administration / Office
- Classroom / Dining Room
- Kitchen
- Undercover eating area
- Wood Fired Pizza Oven
- Learnscaped Grounds
- Dormitories x 2 – 48 beds
- Snakepit – Interpretive Classroom
- Amenities Block
- Storage and Boat Sheds
- Nursery
- Mobile Nursery Trailer
- Centre Vessel - "Educat"
- 2 x Dories , 1 x Rubber Duck
- Bus and Car - Utility
- 9 x Canoes



Ecological Footprint - indicators, 2017-2020

	Electricity (KwH)	Water (KL)	Waste (Bins)
2017	21574	N/A - Tank	3
2018	23720	N/A - Tank	3
2019	22174	N/A - Tank	4
2020	16591	N/A - Tank	4

*Additional solar panels installed July 2019

*Solar Feed-in commenced 2020



P-12 / Community Programs Overview 2020

Early Childhood	Primary	High School
Freshwater	Freshwater studies	Mangrove Ecosystems
Mangroves	Land Sea Fire Indigenous Perspectives	Wild Net – Mammal Survey
Creature Feature	Birdwatching	Freshwater Ecosystems
Forest Detectives	Trawling	Meet the Reptiles
Sensory Program	Mangrove Detectives	Resource Management – Sand Island
Nestbox Program	Meet the Reptiles	Plankton Study
	Canoeing	Canoeing
Community	Exploring Stradbroke Is	Landform Transformation - Weeds
Unable to deliver Community Education due to Covid 19 Restrictions	WildNet (Mammal Survey) and Nestbox program	Snorkelling Wavebreak Is Reef Check- Monitoring
	Hopping Mad (Frog Survey)	Changing Oceans Program
	Nursery and Revegetation Program	Koala Program- Forest Bio-Condition Report
	Biodiversity in Action	Mangrovetwatch
	Geo-caching – Hidden Histories	Indigenous Perspectives

	Student Numbers	Hours of Student Instruction	Percentage
Special Education	256	1074	3.01%
State School	4323	24862	69.64%
State High School	834	5854	16.40%
Non State School	518	3909	10.95%
Interstate	0	0	0.00%
International	0	0	0.00%
Distance Education	0	0	0.00%
Total	5931	35698	

Non – Student Use of Centre

	Days	Nights
Professional Development	35.00	0.00
Facility Hire	112.00	113.00
Conference Presentation	4.00	
Other	36.00	0.00
Total	187.00	113.00

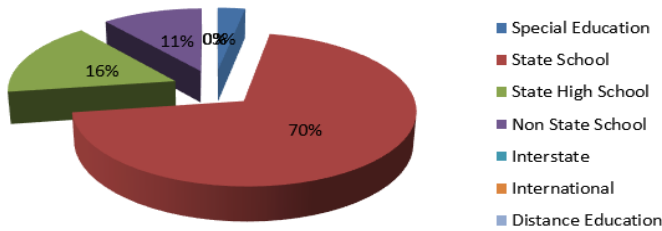


Embedded ICT in teaching and learning

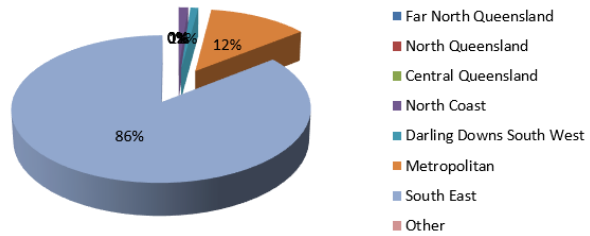
- Digital Cameras
 - Digital Projectors
 - Digital Microscopes
 - iPads
 - Digital Water Monitoring Equipment
 - High Definition Interactive Microscope
 - Marine Data Loggers
 - Marine Remote Operational Vehicle
 - Aviation Drone
 - Baited Remote Underwater Video System
- 80% of programs have an embedded ICT component**



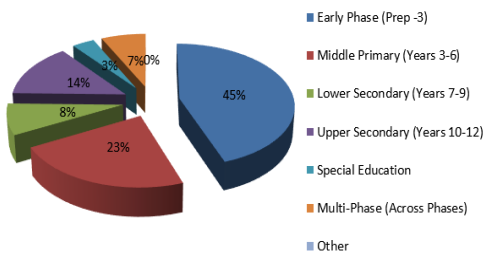
School Type



Region



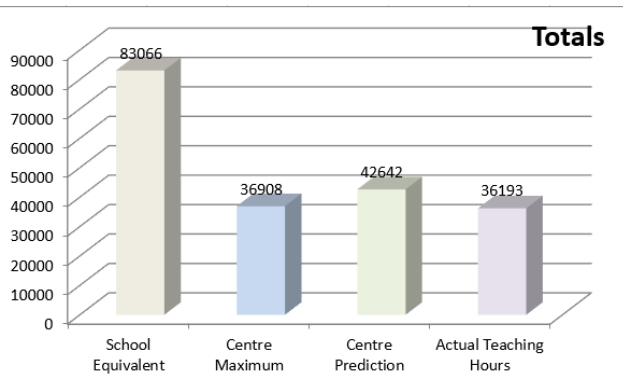
Phase



	Student Numbers	Hours of Student Instruction	Percentage
Residential	523	11570	31.97%
Day Visit	5563	24623	68.03%
E Learning	0	0	0.00%
Total	6086	36193	

Data for return visits 2020

- 2019 – 65 school groups 2020 – 76 schools
- 26 new schools in 2020
- 80% return rate in 2020 from 2019 visitation
- 80% return rate **Consistent Return rate of 80% since 2015**
- Despite Covid 19 restrictions and Lockdowns, JWEEC provided over 40 incursion programs to schools who were unable to leave their campus.
- 45 programs required to be cancelled due to Covid 19 Restrictions and Lockdown
- Over 30 cancellations were postponed to a later date or delivered as Incursion program.



Explicit Improvement Agenda 2021

1. Embed a professional learning culture focusing on teacher improvement and multiskilling staff
2. Develop knowledge of and effectively use data to improve teaching and learning
3. Enhance quality learning partnerships with local community
4. Prioritise staff wellbeing while meeting high client demand

Achievements 2020

- Delivered programs for over 5500 students
- Celebrated 20th year of JWEEC Writers Workshop and publication of book
- Delivered 40 Incursion programs during Covid 19 Restrictive period
- Welcomed a new committee to the Jacobs Well EEC Advisory Council
- Developed numerous online teaching videos
- Engaged community with JWEEC Facebook site
- Maintained healthy and manageable Financial position during Covid 19 Restrictions and Lockdown
- New 4 bay Facilities Storage Shed and Workshop